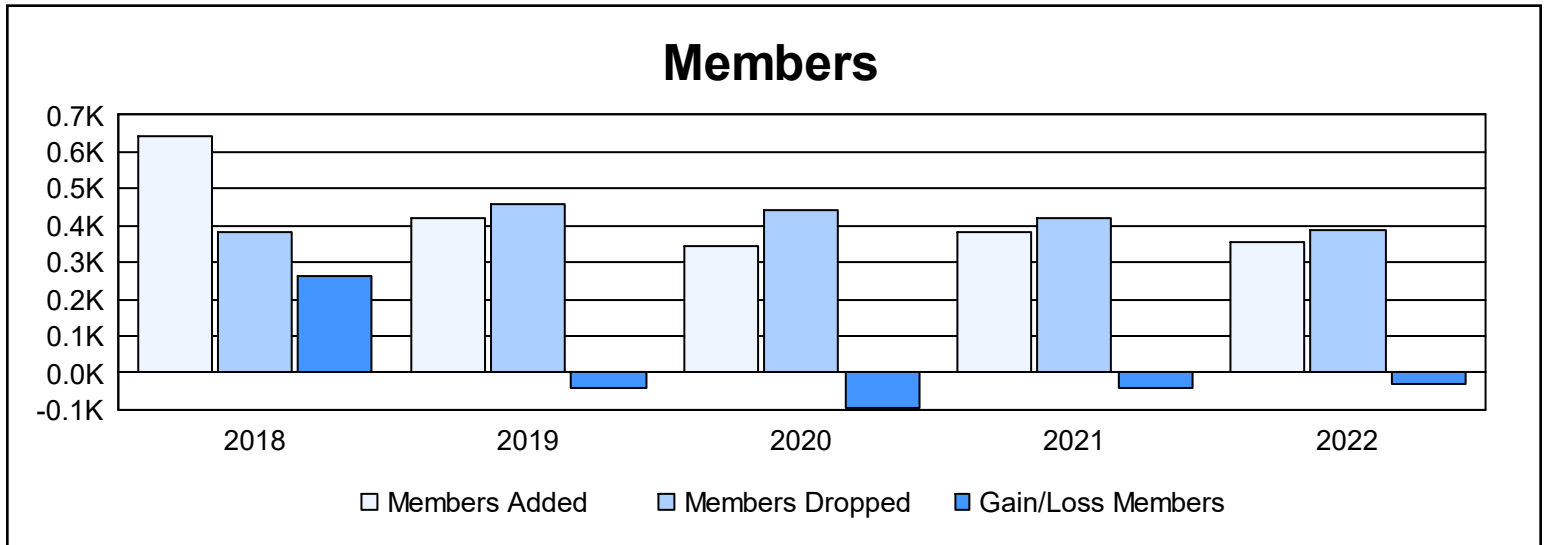
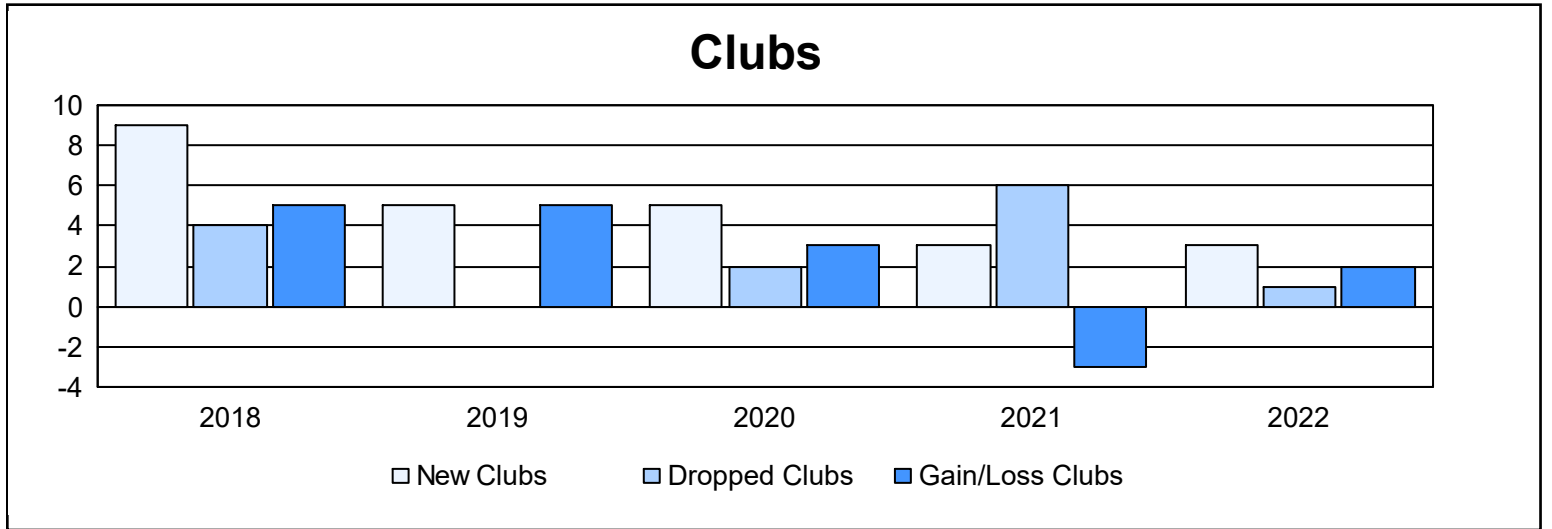
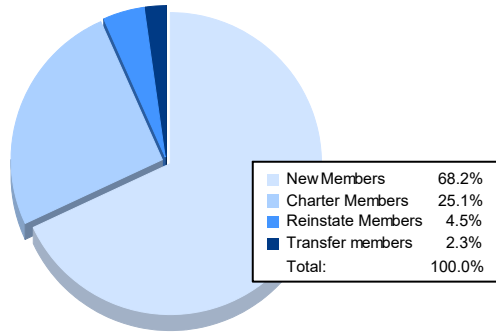


Year	New Clubs	Dropped Clubs	Gain/ Loss Clubs	New Members	Charter Members	Reinstate Members	Transfer Members	Total Member Added	Total Members Dropped	Gain/ Loss Members
2017-2018	9	4	5	392	233	15	3	643	382	261
2018-2019	5	0	5	268	133	13	4	418	459	-41
2019-2020	5	2	3	176	141	11	14	342	440	-98
2020-2021	3	6	-3	266	81	26	8	381	421	-40
2021-2022	3	1	2	242	89	16	8	355	387	-32
<b>Average</b>	<b>5</b>	<b>3</b>	<b>2</b>	<b>269</b>	<b>135</b>	<b>16</b>	<b>7</b>	<b>428</b>	<b>418</b>	<b>10</b>



### Membership Composition June 2022 Cumulative



### Gender Composition June 2022 Cumulative

